

# LET Performance of Schools 2014 Update

Comparison of LET performance of schools between 2009-2013 and 2014

# Rationale

Improve quality of teacher education in the country by:

1. Continuing to monitor the board performance of teacher education institutions (TEIs);
2. Informing parents and students for them to make the right decision in choosing a TEI; and
3. Sustaining research-based policy recommendations to PRC, CHED, Congress, and other stakeholders.

# Disclaimer

The number of TEIs in the analysis varies with the actual number of TEIs due to the following:

1. Difference in TEI names/codes written by the examinees
2. TEI information is primarily based on the undergraduate degree of applicants rather than the Certificate in Teaching Program
3. Recently closed down TEIs by CHED

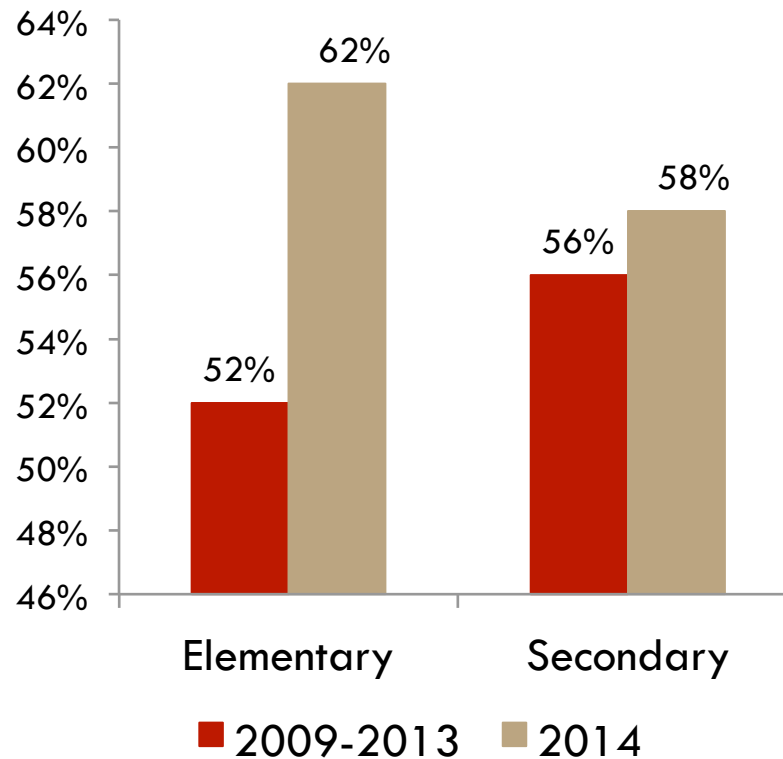
2009-2013

2014

## Comparison of Results

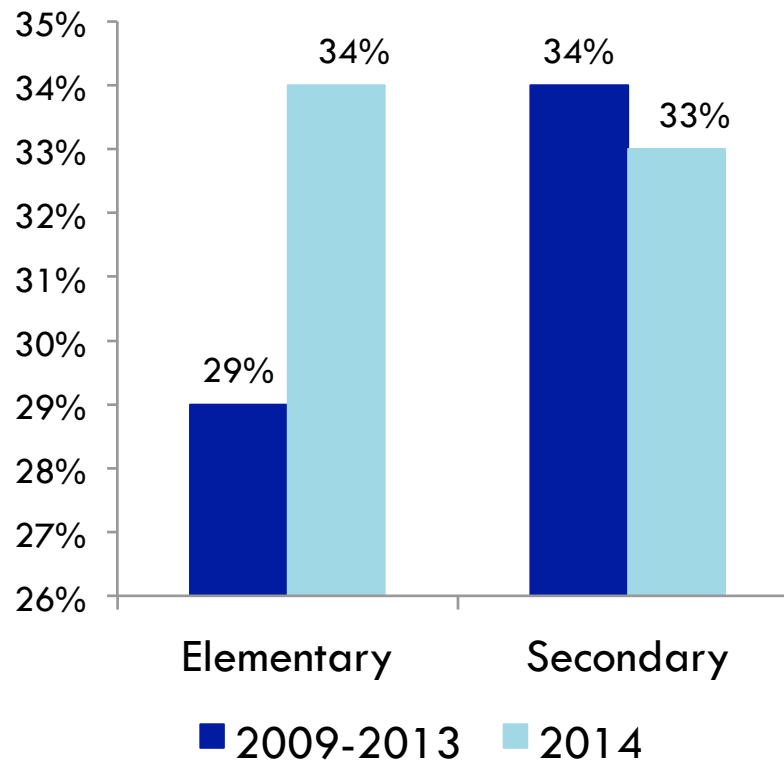
# National Test-taker Passing Rate

FIRST TIME TAKERS  
(2009-2013 **VS.** 2014)



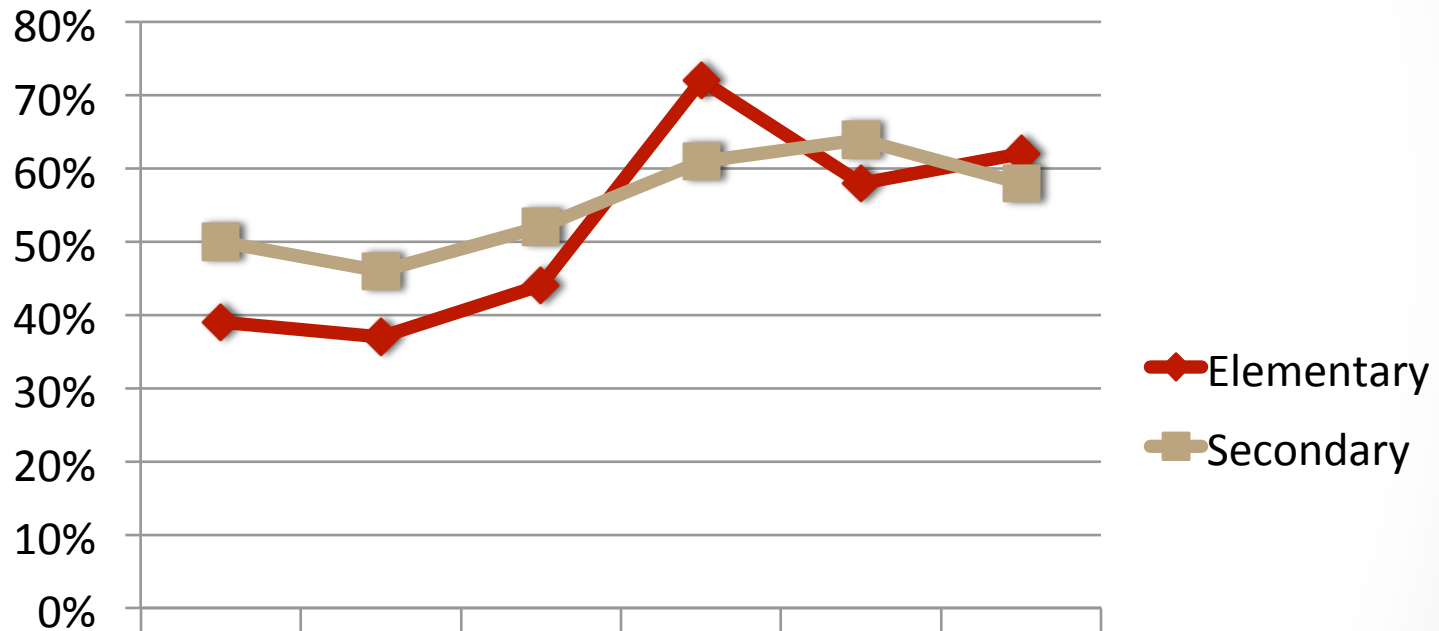
# National Test-taker Passing Rate

OVERALL TAKERS  
(2009-2013 **VS.** 2014)



# National Test-taker Passing Rate

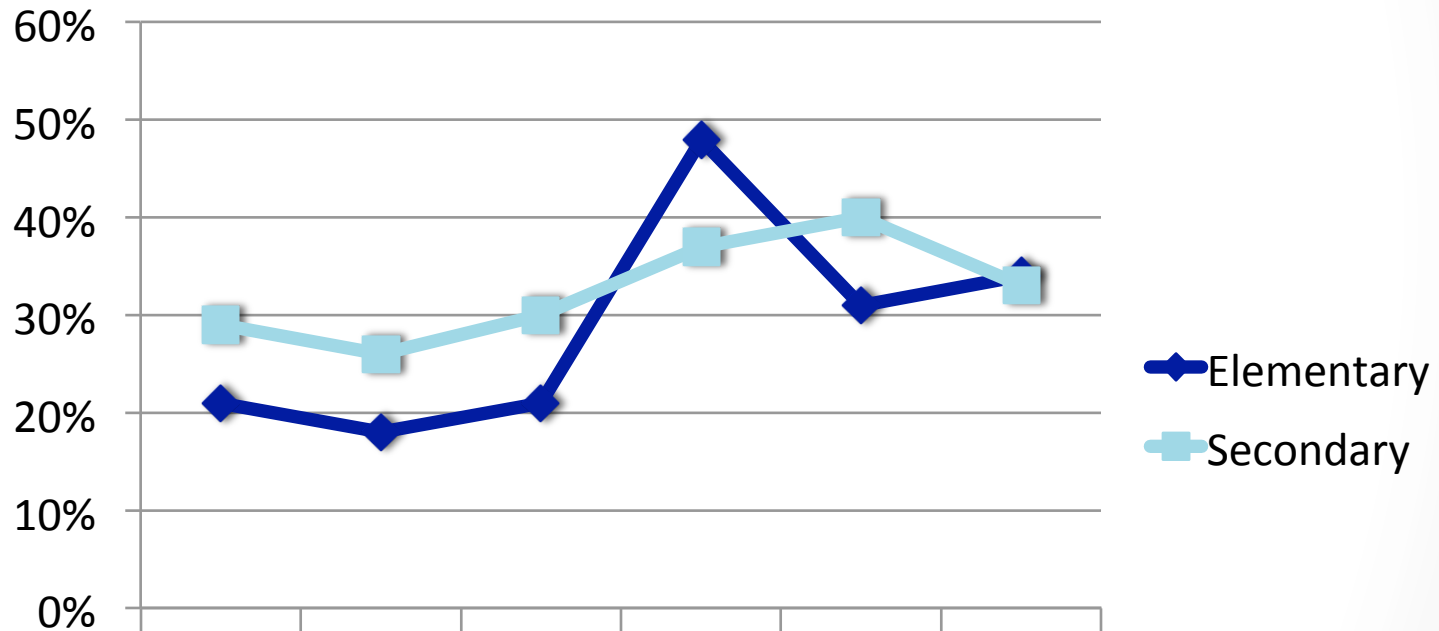
FIRST TIME TAKERS  
(2009-2014)



	2009	2010	2011	2012	2013	2014
◆ Elementary	39%	37%	44%	72%	58%	62%
■ Secondary	50%	46%	52%	61%	64%	58%

# National Test-taker Passing Rate

OVERALL TAKERS  
(2009-2014)



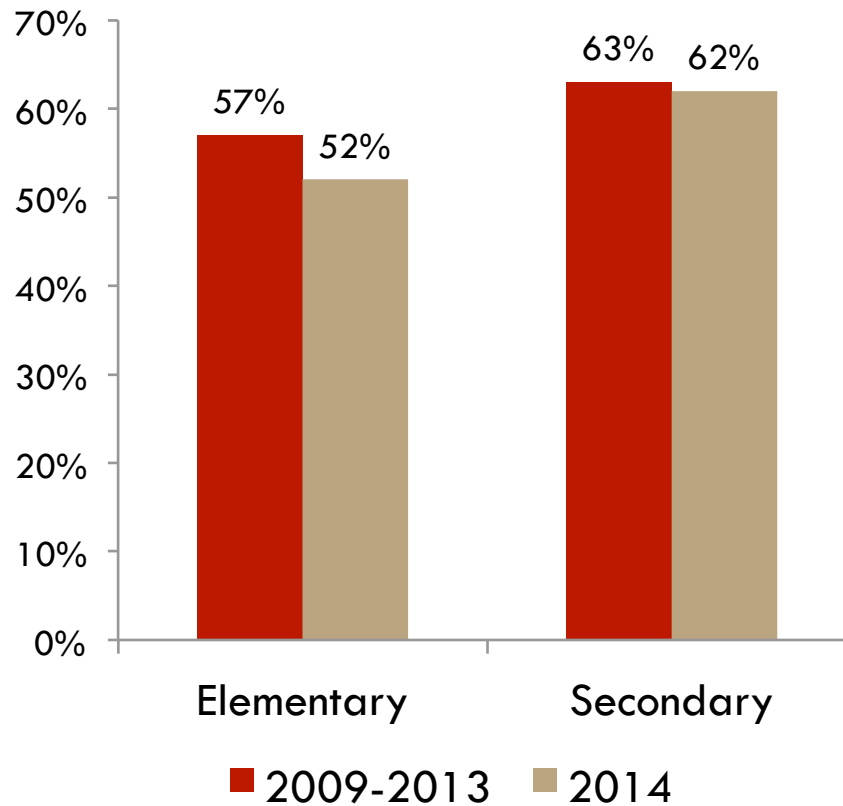
	2009	2010	2011	2012	2013	2014
◆ Elementary	21%	18%	21%	48%	31%	34%
■ Secondary	29%	26%	30%	37%	40%	33%



# Poor Performers

First time takers

TEIs below average national  
test-taker passing rate



# Poor Performers First time takers

## ELEMENTARY LET

588	2009-2013 Poor Performers
- 150	Improved TEs in 2014
<hr/>	
438	Still poor performing in 2014
+ 99	Additional poor performers in 2014
<hr/>	
<b>537</b>	<b>2014 Total Poor Performers</b>

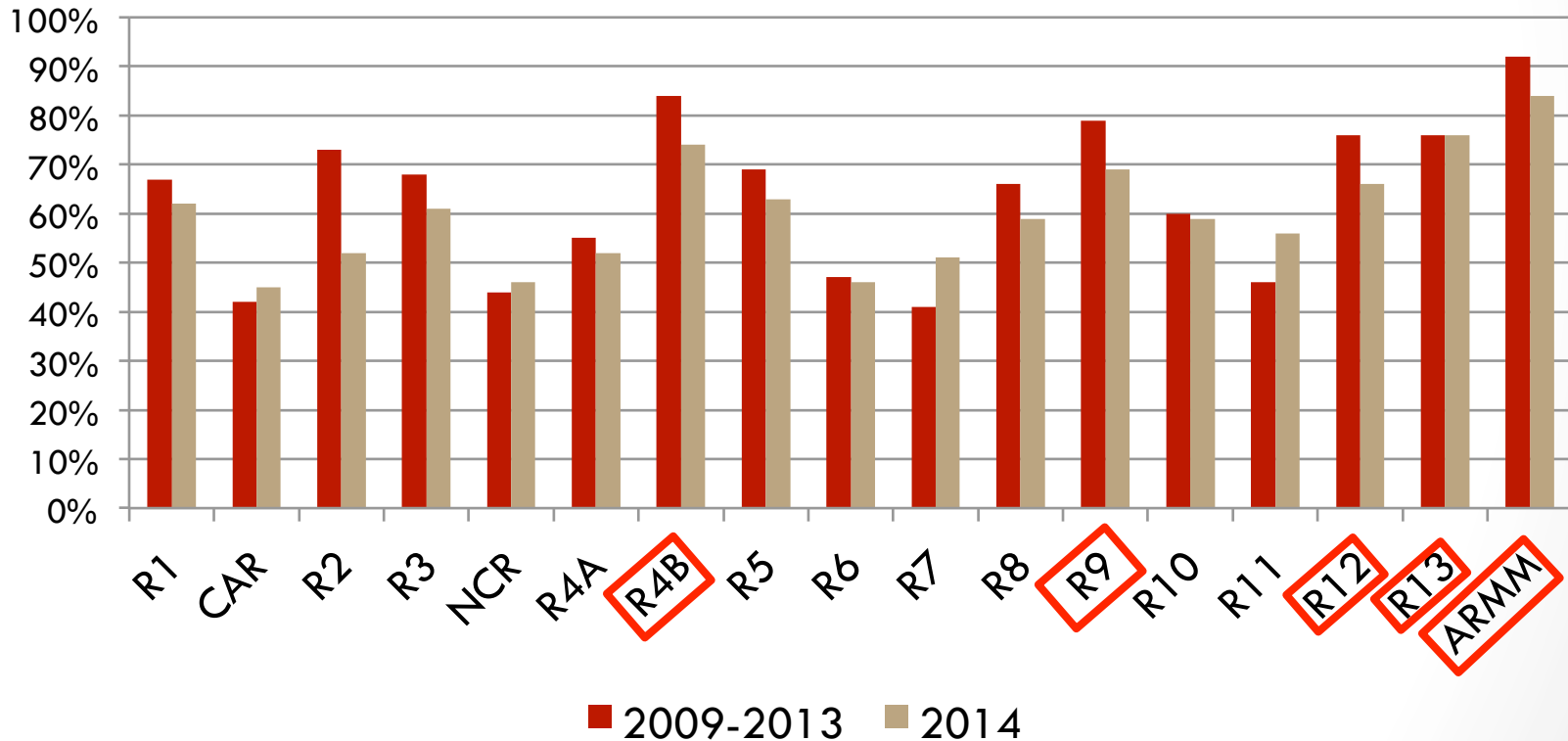
## SECONDARY LET

787	2009-2013 Poor Performers
- 149	Improved TEs in 2014
<hr/>	
638	Still poor performing in 2014
+ 136	Additional poor performers in 2014
<hr/>	
<b>774</b>	<b>2014 Total Poor Performers</b>

# Poor Performers

First time takers

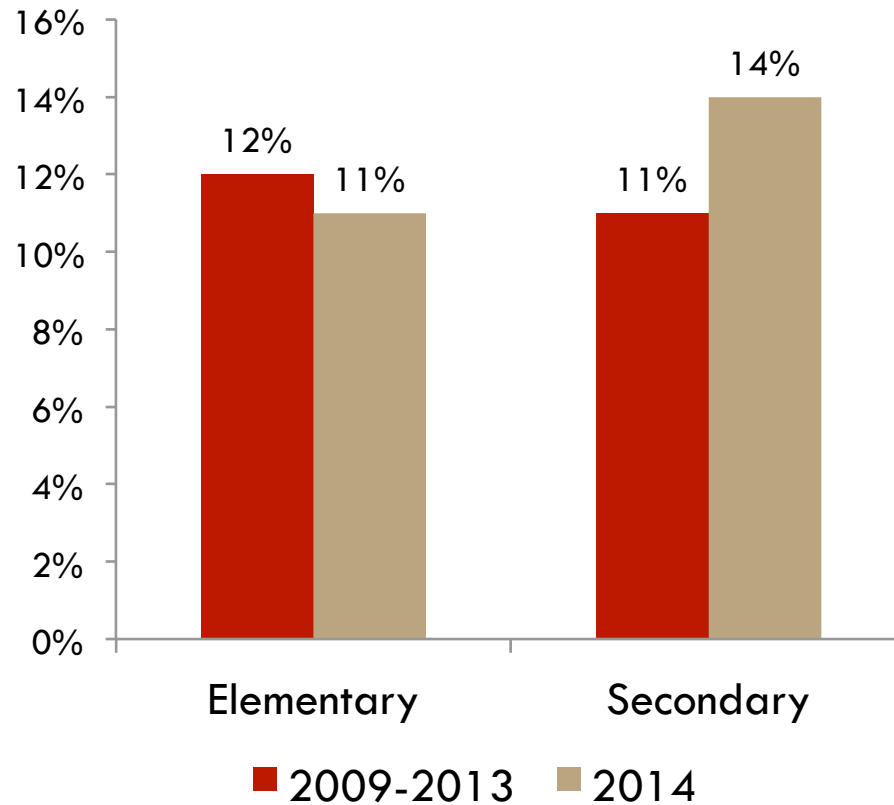
Regional Distribution of Poor Performing TEIs



# Worse Performers

First time takers

TEIs with test-taker passing rate of  
20% and below



# Worse Performers First time takers

## ELEMENTARY LET

-	118	2009-2013 Worse Performers
-	57	Improved TEIs in 2014
<hr/>		
	61	Still worse performing in 2014
+	50	Additional worse performers in 2014
<hr/>		
	<b>111</b>	<b>2014 Total Worse Performers</b>

## SECONDARY LET

-	142	2009-2013 Worse Performers
-	59	Improved TEIs in 2014
<hr/>		
	83	Still worse performing in 2014
+	92	Additional poor performers in 2014
<hr/>		
	<b>175</b>	<b>2014 Total Worse Performers</b>

# Worse Performers

## First time takers

TEIs which still have less than 20% of their graduates pass the LET from 2009-2013 and 2014 (Elementary)

REGION	TYPE OF OWNERSHIP	SCHOOL	2009-2013			2014		
			TOTAL PASSED	TOTAL TAKERS	PASSING RATE	TOTAL PASSED	TOTAL TAKERS	PASSING RATE
XI-DAVAO REGION	Private Non-Sectarian	AGRO-INDUSTRIAL FOUNDATION COLLEGES OF THE PHILIPPINES	5	26	19.23%	0	1	0.00%
NCR	Private Non-Sectarian	ALEJANDRO COLLEGE	0	4	0.00%	0	0	0.00%
V-BICOL REGION	State University	BICOL UNIVERSITY-TABACO	0	2	0.00%	0	0	0.00%
ARMM	Private Non-Sectarian	CALI PARAMEDICAL COLLEGE FOUNDATION	2	11	18.18%	0	5	0.00%
V-BICOL REGION	State College	CAMARINES NORTE STATE COLLEGE-LABO	0	4	0.00%	0	0	0.00%
V-BICOL REGION	Local College	CAMARINES SUR COMMUNITY COLLEGE	0	2	0.00%	0	0	0.00%
ARMM	Private Non-Sectarian	CENTRAL SULU COLLEGE	3	146	2.05%	5	74	6.76%
XII-SOCCSKSARGEN	State College	COTABATO CITY STATE POLYTECHNIC COLLEGE	3	16	18.75%	0	3	0.00%
ARMM	Private Non-Sectarian	DANSALAN POLYTECHNIC COLLEGE	1	9	11.11%	0	1	0.00%
ARMM	Private Non-Sectarian	DATU IBRAHIM PAGLAS MEMORIAL COLLEGE	1	21	4.76%	0	3	0.00%
XII-SOCCSKSARGEN	Private Non-Sectarian	DE LA VIDA COLLEGE	7	77	9.09%	3	17	17.65%
XI-DAVAO REGION	Private Non-Sectarian	DOÑA JACINTA L. ESTEVES MEMORIAL COLLEGE-BAGANGA, DAVAO OR.	1	9	11.11%	0	1	0.00%
III-CENTRAL LUZON	Private Non-Sectarian	DR. GLORIA D. LACSON COLLEGES	0	5	0.00%	0	0	0.00%
XI-DAVAO REGION	Private Non-Sectarian	EAST COAST COLLEGE, INC	1	13	7.69%	0	2	0.00%
VIII-EASTERN VISAYAS	Private Non-Sectarian	EASTERN VISAYAS CENTRAL COLLEGE	2	12	16.67%	0	2	0.00%
III-CENTRAL LUZON	Private Non-Sectarian	EDNOR COLLEGE OF TECHNOLOGY	3	16	18.75%	0	0	0.00%
III-CENTRAL LUZON	Private Non-Sectarian	EULOGIO R. DIZON COLLEGE OF NUEVA ECIJA (CORREGIDOR COLL)	6	44	13.64%	0	0	0.00%
ARMM	Private Non-Sectarian	GANI L. ABPI COLLEGES, INC.	4	60	6.67%	1	27	3.70%
NCR	Private Non-Sectarian	GREENVILLE COLLEGE	0	4	0.00%	0	0	0.00%
ARMM	Private Sectarian	JAMIATU MUSLIM MINDANAO	4	76	5.26%	3	40	7.50%
ARMM	Private Non-Sectarian	JAMIATUL PHILIPPINE AL-ISLAMIC	31	385	8.05%	10	76	13.16%
XII-SOCCSKSARGEN	Private Non-Sectarian	KUTAWATO DARUSSALAM COLLEGE	3	21	14.29%	0	2	0.00%
V-BICOL REGION	Private Sectarian	LA CONSOLACION COLLEGE-DAET	0	4	0.00%	0	1	0.00%
ARMM	Private Non-Sectarian	LAKE LANA O COLLEGE, INC.	30	382	7.85%	40	236	16.95%
ARMM	Private Non-Sectarian	LANAO EDUCATIONAL INSTITUTE	2	24	8.33%	0	3	0.00%
ARMM	Private Non-Sectarian	LANAO ISLAMIC PARAMEDICAL COLLEGE -MARAWI CITY	0	5	0.00%	1	6	16.67%
ARMM	Other Government School	LAPAK AGRICULTURAL COLLEGE-SIASI	2	97	2.06%	7	56	12.50%
I-LOCOS REGION	Private Non-Sectarian	LUNA COLLEGES	6	91	6.59%	2	18	11.11%
CAR	Private Sectarian	LUZON NAZARENE BIBLE COLLEGE	0	0	0.00%	0	2	0.00%

REGION	TYPE OF OWNERSHIP	SCHOOL	2009-2013			2014		
			TOTAL PASSED	TOTAL TAKERS	PASSING RATE	TOTAL PASSED	TOTAL TAKERS	PASSING RATE
X-NORTHERN MINDANAO	Private Non-Sectarian	LYCEUM OF ILIGAN FOUNDATION	0	1	0.00%	0	1	0.00%
VII-CENTRAL VISAYAS	Private Non-Sectarian	MANTO MEMORIAL FOUNDATION COLLEGE	2	14	14.29%	0	0	0.00%
ARMM	Private Non-Sectarian	MAPANDI MEMORIAL COLLEGE	3	65	4.62%	1	9	11.11%
ARMM	Private Non-Sectarian	MARAWI CAPITOL FOUNDATION COLLEGE	7	260	2.69%	2	57	3.51%
ARMM	Private Non-Sectarian	MARAWI ISLAMIC COLLEGE	17	215	7.91%	21	137	15.33%
IX-ZAMBOANGA PENINSULA	Private Non-Sectarian	MEDINA COLLEGE-IPIL	1	7	14.29%	0	2	0.00%
X-NORTHERN MINDANAO	Private Non-Sectarian	MEDINA COLLEGE-OZAMIS CITY	0	10	0.00%	1	9	11.11%
XII-SOCCSKSARGEN	Private Non-Sectarian	MINDANAO CAPITOL COLLEGE	12	101	11.88%	2	13	15.38%
ARMM	Private Non-Sectarian	MINDANAO ISLAMIC COMPUTER COLLEGE	27	501	5.39%	18	132	13.64%
ARMM	State University	MINDANAO STATE UNIVERSITY-SDTC-JOLO	13	297	4.38%	33	194	17.01%
XI-DAVAO REGION	Private Non-Sectarian	NORTH DAVAO COLLEGE-TAGUM FOUNDATION	2	11	18.18%	1	5	20.00%
VIII-EASTERN VISAYAS	Private Non-Sectarian	NORTHERN LEYTE COLLEGE	0	1	0.00%	0	0	0.00%
VIII-EASTERN VISAYAS	Private Non-Sectarian	OUR LADY OF MERCY COLLEGE-BORONGAN	1	5	20.00%	0	2	0.00%
V-BICOL REGION	Private Non-Sectarian	OVILLA TECHNICAL COLLEGE	0	12	0.00%	0	2	0.00%
ARMM	Private Non-Sectarian	PACASUM COLLEGE	37	599	6.18%	27	175	15.43%
I-LOCOS REGION	State University	PANGASINAN STATE UNIVERSITY-BINMALEY	0	2	0.00%	0	0	0.00%
ARMM	Private Non-Sectarian	PARANG FOUNDATION COLLEGE	5	74	6.76%	2	14	14.29%
I-LOCOS REGION	Private Non-Sectarian	POLYTECHNIC COLLEGE OF LA UNION	2	19	10.53%	0	1	0.00%
XII-SOCCSKSARGEN	Private Non-Sectarian	QUEZON COLLEGES OF SOUTHERN PHILIPPINES	80	404	19.80%	10	58	17.24%
NCR	Private Non-Sectarian	REGIS MARIE COLLEGE	5	26	19.23%	1	5	20.00%
NCR	Private Non-Sectarian	ROOSEVELT COLLEGE-MARIKINA	0	1	0.00%	0	0	0.00%
IVA-CALABARZON	Private Sectarian	SAN ILDEFONSO COLLEGE	6	40	15.00%	0	9	0.00%
ARMM	Private Non-Sectarian	SOUTH UPI COLLEGE	0	9	0.00%	1	7	14.29%
X-NORTHERN MINDANAO	Private Non-Sectarian	SOUTHERN CAPITAL COLLEGE	1	21	4.76%	0	1	0.00%
V-BICOL REGION	Private Non-Sectarian	SOUTHERN MASBATE ROOSEVELT INSTITUTE	33	204	16.18%	13	78	16.67%
VI-WESTERN VISAYAS	Private Non-Sectarian	SOUTHERN NEGROS COLLEGE	0	5	0.00%	0	3	0.00%
NCR	Private Non-Sectarian	ST. CLAIRE COLLEGE	8	59	13.56%	4	23	17.39%
XII-SOCCSKSARGEN	Private Non-Sectarian	SULTAN KUDARAT EDUCATIONAL INSTITUTION	0	2	0.00%	0	0	0.00%
ARMM	State College	SULU STATE COLLEGE	34	322	10.56%	39	344	11.34%
X-NORTHERN MINDANAO	State College	TANGUB AGRO-INDUSTRIAL SCHOOL	0	1	0.00%	0	0	0.00%
ARMM	State College	TAWI-TAWI REGIONAL AGRICULTURAL COLLEGE	9	195	4.62%	14	129	10.85%
IX-ZAMBOANGA PENINSULA	Private Non-Sectarian	WESTERN MINDANAO COOPERATIVE COLLEGE-ZAMBOANGA CITY	7	50	14.00%	0	0	0.00%

# Worse Performers First time takers

TEIs which still have less than 20% of their graduates pass the LET from 2009-20013 and 2014 (Secondary)

REGION	TYPE OF OWNERSHIP	SCHOOL	2009-2013			2014		
			TOTAL PASSED	TOTAL TAKERS	PASSING RATE	TOTAL PASSED	TOTAL TAKERS	PASSING RATE
ARMM	State College	ADIONG MEMORIAL POLYTECHNIC STATE COLLEGE	2	45	4.44%	1	12	8.33%
XI-DAVAO REGION	Private Non-Sectarian	AGRO- INDUSTRIAL FOUNDATION COLLEGES OF THE PHILIPPINES	1	11	9.09%	0	3	0.00%
III-CENTRAL LUZON	Private Non-Sectarian	AMA COMPUTER COLLEGE CABANATUAN CITY	0	3	0.00%	0	1	0.00%
II-CAGAYAN VALLEY	Private Non-Sectarian	AMA COMPUTER COLLEGE - SANTIAGO CITY	0	3	0.00%	0	0	0.00%
NCR	Private Non-Sectarian	BERNARDO COLLEGE	3	17	17.65%	0	0	0.00%
ARMM	Private Non-Sectarian	CALI PARAMEDICAL COLLEGE FOUNDATION	0	12	0.00%	0	3	0.00%
VI-WESTERN VISAYAS	State University	CAPIZ SATE UNIVERSITY-SAPI-AN	0	4	0.00%	0	0	0.00%
VI-WESTERN VISAYAS	Private Non-Sectarian	CENTRAL NEGROS COLLEGE	3	21	14.29%	3	19	15.79%
VII-CENTRAL VISAYAS	Private Non-Sectarian	COLEGIO DE STA. CATALINA DE ALEJANDRIA	0	2	0.00%	0	0	0.00%
III-CENTRAL LUZON	Private Non-Sectarian	COLLEGE OF THE MOST HOLY TRINITY	1	14	7.14%	0	3	0.00%
XII-SOCCSKSARGEN	State College	COTABATO CITY STATE POLYTECHNIC COLLEGE	95	615	15.45%	27	155	17.42%
ARMM	Private Non-Sectarian	DATU MALA MUSLIM MINDANAO ISLAMIC COLLEGE FOUNDATION INC.	0	12	0.00%	0	3	0.00%
XII-SOCCSKSARGEN	Private Non-Sectarian	DE LA VIDA COLLEGE	2	31	6.45%	1	12	8.33%
XII-SOCCSKSARGEN	Private Non-Sectarian	DR. P. OCAMPO COLLEGES	0	3	0.00%	0	0	0.00%
VIII-EASTERN VISAYAS	Private Non-Sectarian	EAST PACIFIC COMPUTER COLLEGE	0	2	0.00%	0	4	0.00%
ARMM	Private Non-Sectarian	GANI L. ABPI COLLEGES, INC.	1	27	3.70%	1	6	16.67%
IVB-MIMARO	Private Non-Sectarian	GRACE MISSION COLLEGE-SCHOOL OF MIDWIFERY	0	1	0.00%	0	3	0.00%
NCR	Private Non-Sectarian	GREENVILLE COLLEGE	1	7	14.29%	0	0	0.00%
ARMM	Other Government School	HADJI BUTU SCHOOL OF ARTS AND TRADES	0	63	0.00%	0	34	0.00%
IX-ZAMBOANGA PENINSULA	Private Non-Sectarian	HMIJ-FOUNDATION PHILIPPINES ISLAMIC COLLEGE	0	4	0.00%	0	2	0.00%
III-CENTRAL LUZON	Private Non-Sectarian	HOLY INFANT JESUS COLLEGE	1	6	16.67%	0	1	0.00%
I-ILOCOS REGION	State College	ILOCOS SUR POLYTECHNIC STATE COLLEGE-NARVACAN	3	19	15.79%	0	1	0.00%
II-CAGAYAN VALLEY	Private Non-Sectarian	INFANT JESUS MONTESORRI SCHOOL	0	2	0.00%	1	7	14.29%
NCR	Private Non-Sectarian	INTERNATIONAL BAPTIST COLLEGE	0	1	0.00%	0	0	0.00%
II-CAGAYAN VALLEY	State University	ISABELA STATE UNIVERSITY-PALANAN	3	21	14.29%	0	1	0.00%
ARMM	Private Non-Sectarian	JAMIATU MAAWI AL-ISLAMIA FOUNDATION	3	32	9.38%	0	6	0.00%



REGION	TYPE OF OWNERSHIP	SCHOOL	2009-2013			2014		
			TOTAL PASSED	TOTAL TAKERS	PASSING RATE	TOTAL PASSED	TOTAL TAKERS	PASSING RATE
ARMM	Private Sectarian	JAMIATU MUSLIM MINDANAO	2	39	5.13%	3	28	10.71%
ARMM	Private Non-Sectarian	JAMIATUL PHILIPPINE AL-ISLAMIC	2	65	3.08%	2	21	9.52%
IX-ZAMBOANGA PENINSULA	State College	JOSE RIZAL MEMORIAL STATE COLLEGE-SIOCON	2	16	12.50%	0	1	0.00%
XII-SOCCSKSARGEN	Private Non-Sectarian	KING'S COLLEGE OF ISULAN,INC.	0	3	0.00%	0	0	0.00%
IVA-CALABARZON	Private Sectarian	LA CONSOLACION COLLEGE-BIÑAN	0	2	0.00%	0	0	0.00%
III-CENTRAL LUZON	Private Non-Sectarian	LA FORTUNA COLLEGE	1	8	12.50%	1	9	11.11%
ARMM	Private Non-Sectarian	LANAO EDUCATIONAL INSTITUTE	1	24	4.17%	1	5	20.00%
X-NORTHERN MINDANAO	State University	LANAO NATIONAL COLLEGE OF ARTS AND TRADES	0	128	0.00%	1	27	3.70%
ARMM	Other Government School	LAPAK AGRICULTURAL COLLEGE-SIASI	0	20	0.00%	0	3	0.00%
VI-WESTERN VISAYAS	Local College	LIBACAO COLLEGE OF SCIENCE AND TECHONOLOGY	1	25	4.00%	0	1	0.00%
XI-DAVAO REGION	Private Non-Sectarian	LICEO DE DAVAO	1	10	10.00%	0	1	0.00%
I-ILOCOS REGION	Private Non-Sectarian	LUNA COLLEGES	4	45	8.89%	4	20	20.00%
ARMM	Private Non-Sectarian	MAPANDI MEMORIAL COLLEGE	3	28	10.71%	0	1	0.00%
ARMM	Private Non-Sectarian	MARAWI CAPITOL FOUNDATION COLLEGE	3	40	7.50%	0	7	0.00%
ARMM	Private Non-Sectarian	MARAWI ISLAMIC COLLEGE	7	48	14.58%	0	9	0.00%
XII-SOCCSKSARGEN	Private Non-Sectarian	MINDANAO CAPITOL COLLEGE	4	41	9.76%	0	4	0.00%
ARMM	Private Non-Sectarian	MINDANAO ISLAMIC COMPUTER COLLEGE	12	104	11.54%	4	31	12.90%
IX-ZAMBOANGA PENINSULA	State College	MINDANAO REGIONAL SCHOOL OF FISHERIES	0	1	0.00%	2	24	8.33%
ARMM	State University	MINDANAO STATE UNIVERSITY-SDTC-JOLO	7	124	5.65%	8	71	11.27%
VI-WESTERN VISAYAS	State College	NORTHERN ILOILO POLYTECHNIC COLLEGE-SARA	4	26	15.38%	0	2	0.00%
VI-WESTERN VISAYAS	State College	NORTHERN ILOILO POLYTECHNIC STATE COLLEGE -LEMERY	1	15	6.67%	0	0	0.00%
I-ILOCOS REGION	Private Non-Sectarian	OSIAS EDUCATIONAL FOUNDATION	4	20	20.00%	3	18	16.67%
ARMM	Private Non-Sectarian	PACASUM COLLEGE	5	142	3.52%	2	15	13.33%
VI-WESTERN VISAYAS	State University	PALAWAN STATE UNIVERSITY-NARRA	1	5	20.00%	0	2	0.00%
IVA-CALABARZON	State University	POLYTECHNIC UNIVERSITY OF THE PHILIPPINES-UNISAN	55	280	19.64%	3	31	9.68%
III-CENTRAL LUZON	State University	RAMON MAGSAYSAY TECHNOLOGICAL UNIVERSITY-BOTOLAN CAMPUS	1	9	11.11%	0	0	0.00%
NCR	Private Non-Sectarian	REPUBLICAN COLLEGE	1	15	6.67%	0	2	0.00%
IVB-MIMARO	State College	ROMBLON STATE COLLEGE- STA. FE	3	15	20.00%	0	0	0.00%
IVB-MIMARO	State College	ROMBLON STATE COLLEGE-STA. MARIA	0	7	0.00%	0	2	0.00%
IVB-MIMARO	Private Non-Sectarian	ROXAS COLLEGE- ROXAS	3	19	15.79%	0	3	0.00%
III-CENTRAL LUZON	Private Non-Sectarian	SAINT PATRICK COLLEGE	1	6	16.67%	0	0	0.00%
VIII-EASTERN VISAYAS	State College	SAMAR REGIONAL SCHOOL OF FISHERIES	3	22	13.64%	0	0	0.00%
IVB-MIMARO	Private Non-Sectarian	SANTA CRUZ INSTITUTE	6	42	14.29%	2	11	18.18%
XII-SOCCSKSARGEN	Private Sectarian	SANTA CRUZ MISSION SCHOOL,INC. LAKE SEBU,SOUTH COTABATO	4	66	6.06%	0	29	0.00%
X-NORTHERN MINDANAO	Private Non-Sectarian	SANTA MONICA INSTITUTE OF TECHNOLOGY	1	7	14.29%	0	3	0.00%

REGION	TYPE OF OWNERSHIP	SCHOOL	2009-2013			2014		
			TOTAL PASSED	TOTAL TAKERS	PASSING RATE	TOTAL PASSED	TOTAL TAKERS	PASSING RATE
XI-DAVAO REGION	Private Non-Sectarian	SERAPION C. BASALO MEMORIAL FOUNDATION COLLEGE	3	26	11.54%	2	18	11.11%
ARMM	Private Non-Sectarian	SHARIFF KABUNSUAN COLLEGE	0	16	0.00%	0	1	0.00%
III-CENTRAL LUZON	Private Non-Sectarian	SHEPHERD'S COLLEGE	0	5	0.00%	0	2	0.00%
I-ILOCOS REGION	Private Non-Sectarian	SOUTH ILOCANDIA COLLEGE OF ARTS AND TECHNOLOGY	1	7	14.29%	0	1	0.00%
ARMM	Private Non-Sectarian	SOUTH UPI COLLEGE	1	19	5.26%	0	7	0.00%
X-NORTHERN MINDANAO	Private Non-Sectarian	SOUTHERN BUKIDNON FOUNDATION ACADEMY	0	1	0.00%	0	0	0.00%
X-NORTHERN MINDANAO	Private Non-Sectarian	SOUTHERN CAPITAL COLLEGE	0	3	0.00%	0	0	0.00%
IX-ZAMBOANGA PENINSULA	Private Non-Sectarian	SOUTHERN CITY COLLEGES	1	39	2.56%	4	28	14.29%
X-NORTHERN MINDANAO	Private Non-Sectarian	SOUTHERN DE ORO PHILIPPINE COLLEGE	1	7	14.29%	0	1	0.00%
XIII-CARAGA	Private Non-Sectarian	SOUTHWAY COLLEGE OF TECHNOLOGY	0	1	0.00%	0	1	0.00%
ARMM	Private Non-Sectarian	SOUTHWESTERN MINDANAO ISLAMIC INSTITUTE	0	5	0.00%	0	4	0.00%
VI-WESTERN VISAYAS	Private Non-Sectarian	STI COLLEGE-BACOLOD CITY	1	5	20.00%	0	0	0.00%
IVA-CALABARZON	Private Non-Sectarian	STI e-COLLEGE SOUTHWOODS-CARMONA	1	5	20.00%	0	0	0.00%
ARMM	Private Non-Sectarian	SULTAN KUDARAT ISLAMIC ACADEMY	2	12	16.67%	0	0	0.00%
XII-SOCCSKSARGEN	State University	SULTAN KUDARAT STATE UNIVERSITY -PALIMBANG	1	5	20.00%	0	2	0.00%
ARMM	State College	SULU STATE COLLEGE	6	80	7.50%	7	84	8.33%
XIII-CARAGA	State College	SURIGAO DEL SUR POLYTECHNIC STATE COLLEGE-SAN MIGUEL	5	36	13.89%	1	11	9.09%
ARMM	State College	TAWI-TAWI REGIONAL AGRICULTURAL COLLEGE	3	102	2.94%	0	27	0.00%
ARMM	Other Government School	UNDA MEMORIAL NATIONAL AGRICULTURAL SCHOOL	0	5	0.00%	0	3	0.00%
ARMM	Private Non-Sectarian	UNIVERSITY OF MINDANAO-COTABATO COLLEGE	1	15	6.67%	0	1	0.00%
IX-ZAMBOANGA PENINSULA	Private Non-Sectarian	ZAMBOANGA DEL SUR MARITIME INSTITUTE OF TECHNOLOGY	1	9	11.11%	1	7	14.29%

# 2014 Worst Performers

## First time takers

TEIs which have less than 20% of their graduates pass the LET (Both Elementary and Secondary)

1. Pacasum College
2. Sulu State College
3. Cotabato City State Polytechnic College
4. Mindanao Islamic Computer College
5. Mindanao State University-Jolo
6. Jamiatul Philippine Al-Islamic
7. Tawi-tawi Regional Agricultural College
8. Marawi Islamic College
9. Marawi Capitol Foundation College
10. Jamiatu Muslim Mindanao
11. Lapak Agricultural College-siasi
12. Luna Colleges
13. Mindanao Capitol College
14. De La Vida College
15. Gani L. Abpi Colleges,inc.
16. Mapandi Memorial College
17. Lanao Educational Institute
18. South Upi College
19. Agro-Industrial Foundation Colleges Of The Philippines
20. Cali Paramedical College Foundation
21. Southern Capital College
22. Greenville College

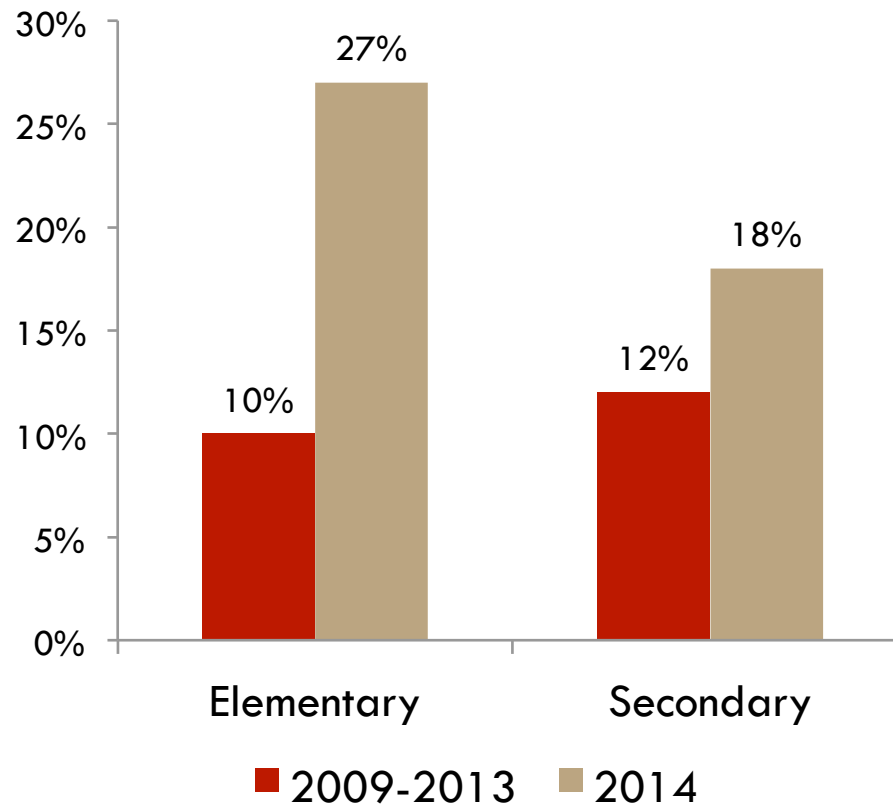
# Worse Performers First Time Takers

REGION	TYPE OF OWNERSHIP	SCHOOL	ELEMENTARY						SECONDARY					
			2009-2013			2014			2009-2013			2014		
			TOTAL PASSED	TOTAL TAKERS	PASSING RATE	TOTAL PASSED	TOTAL TAKERS	PASSING RATE	TOTAL PASSED	TOTAL TAKERS	PASSING RATE	TOTAL PASSED	TOTAL TAKERS	PASSING RATE
ARMM	Private Non-Sectarian	PACASUM COLLEGE	37	599	6.18%	27	175	15.43%	5	142	3.52%	2	15	13.33%
ARMM	State College	SULU STATE COLLEGE	34	322	10.56%	39	344	11.34%	6	80	7.50%	7	84	8.33%
XII-SOCCSKSARGEN	State College	COTABATO CITY STATE POLYTECHNIC COLLEGE	3	16	18.75%	0	3	0.00%	95	615	15.45%	27	155	17.42%
ARMM	Private Non-Sectarian	MINDANAO ISLAMIC COMPUTER COLLEGE	27	501	5.39%	18	132	13.64%	12	104	11.54%	4	31	12.90%
ARMM	State University	MINDANAO STATE UNIVERSITY-SDTC-JOLO	13	297	4.38%	33	194	17.01%	7	124	5.65%	8	71	11.27%
ARMM	Private Non-Sectarian	JAMIATUL PHILIPPINE AL-ISLAMIC	31	385	8.05%	10	76	13.16%	2	65	3.08%	2	21	9.52%
ARMM	State College	TAWI-TAWI REGIONAL AGRICULTURAL COLLEGE	9	195	4.62%	14	129	10.85%	3	102	2.94%	0	27	0.00%
XII-SOCCSKSARGEN	Private Non-Sectarian	MARAWI ISLAMIC COLLEGE	17	215	7.91%	21	137	15.33%	7	48	14.58%	0	9	0.00%
ARMM	Private Non-Sectarian	MARAWI CAPITOL FOUNDATION COLLEGE	7	260	2.69%	2	57	3.51%	3	40	7.50%	0	7	0.00%
ARMM	Private Sectarian	JAMIATU MUSLIM MINDANAO	4	76	5.26%	3	40	7.50%	2	39	5.13%	3	28	10.71%
I-ILOCOS REGION	Other Government School	LAPAK AGRICULTURAL COLLEGE-SIASI	2	97	2.06%	7	56	12.50%	0	20	0.00%	0	3	0.00%
ARMM	Private Non-Sectarian	LUNA COLLEGES	6	91	6.59%	2	18	11.11%	4	45	8.89%	4	20	20.00%
ARMM	Private Non-Sectarian	MINDANAO CAPITOL COLLEGE	12	101	11.88%	2	13	15.38%	4	41	9.76%	0	4	0.00%
XII-SOCCSKSARGEN	Private Non-Sectarian	DE LA VIDA COLLEGE	7	77	9.09%	3	17	17.65%	2	31	6.45%	1	12	8.33%
ARMM	Private Non-Sectarian	GANI L. ABPI COLLEGES, INC.	4	60	6.67%	1	27	3.70%	1	27	3.70%	1	6	16.67%
ARMM	Private Non-Sectarian	MAPANDI MEMORIAL COLLEGE	3	65	4.62%	1	9	11.11%	3	28	10.71%	0	1	0.00%
ARMM	Private Non-Sectarian	LANAO EDUCATIONAL INSTITUTE	2	24	8.33%	0	3	0.00%	1	24	4.17%	1	5	20.00%
X-NORTHERN MINDANAO	Private Non-Sectarian	SOUTH UPI COLLEGE	0	9	0.00%	1	7	14.29%	1	19	5.26%	0	7	0.00%
XI-DAVAO REGION	Private Non-Sectarian	AGRO- INDUSTRIAL FOUNDATION COLLEGES OF THE PHILIPPINES	5	26	19.23%	0	1	0.00%	1	11	9.09%	0	3	0.00%
ARMM	Private Non-Sectarian	CALI PARAMEDICAL COLLEGE FOUNDATION	2	11	18.18%	0	5	0.00%	0	12	0.00%	0	3	0.00%
ARMM	Private Non-Sectarian	SOUTHERN CAPITAL COLLEGE	1	21	4.76%	0	1	0.00%	0	3	0.00%	0	0	0.00%
NCR	Private Non-Sectarian	GREENVILLE COLLEGE	0	4	0.00%	0	0	0.00%	1	7	14.29%	0	0	0.00%

# Good Performers

First time takers

TEIs with test-taker passing rate of 75% and above



# Good Performers First time takers

## ELEMENTARY LET

107	2009-2013 Good Performers
- 14	Decreased performance in 2014
<hr/>	
93	Still good performing in 2014
+ 186	Additional good performers in 2014
<hr/>	
<b>279</b>	<b>2014 Total Good Performers</b>

## SECONDARY LET

151	2009-2013 Good Performers
- 61	Decreased performance in 2014
<hr/>	
90	Still good performing in 2014
+ 139	Additional good performers in 2014
<hr/>	
<b>229</b>	<b>2014 Total Good Performers</b>

# Top Performers

TEIs with test-taker passing rates of at least 80% for both elementary and secondary LET exams and with at least 250 takers from 2009-2013 and 2014

SCHOOL	ELEMENTARY				SECONDARY				RUNNING TOTAL		
	2009-2013		2014		2009-2013		2014		Passers	Takers	% Passing
	Passers	Takers	Passers	Takers	Passers	Takers	Passers	Takers			
<b>CATEGORY A (1,000 above takers)</b>											
PHILIPPINE NORMAL UNIVERSITY-MANILA	975	1040	280	292	3434	3707	723	762	5412	5801	93%
UNIVERSITY OF SANTO TOMAS	486	497	141	142	935	1035	177	185	1739	1859	94%
SAINT LOUIS UNIVERSITY	303	358	59	61	833	966	290	313	1485	1698	87%
XAVIER UNIVERSITY	458	507	121	124	349	398	124	137	1052	1166	90%
UNIVERSITY OF THE PHILIPPINES-DILIMAN	277	279	44	44	664	690	89	94	1074	1107	97%
<b>CATEGORY B (500-999 takers)</b>											
BOHOL ISLAND STATE UNIVERSITY-TAGBILARAN	200	231	72	74	338	409	141	172	751	886	85%
UNIVERSITY OF SAINT LA SALLE	198	226	37	38	320	384	79	88	634	736	86%
ATENEO DE NAGA UNIVERSITY	96	110	39	44	303	355	159	197	597	706	85%
UNIVERSITY OF SOUTHEASTERN PHILIPPINES-TAGUM	304	360	93	99	126	153	73	91	596	703	85%
DE LA SALLE UNIVERSITY-MANILA	220	224	8	8	248	250	24	25	500	507	99%
<b>CATEGORY C (250-499 takers)</b>											
SILLIMAN UNIVERSITY	76	87	40	43	158	174	60	69	334	373	90%
SAINT BRIDGET'S COLLEGE	111	134	14	15	91	105	30	38	246	292	84%

# Conclusion

Only those in the border lines between poor, average, and good increase their performance while worse (20% and below) performers, especially in the secondary LET, continue to get worse every year.



# Status of Recommendations

PROPOSED ACTION POINTS	STATUS
1. The closure of teacher education programs that have consistently performed <i>poorly</i> for five years by the Commission on Higher Education (CHED)	
2. The publication of poor performing TEIs by the PRC for consumer protection	PRC deferred to CHED
3. The release of previous LET questions by the Board of Professional Teachers	Pending wit PRC
4. A refresher course for test-takers who have failed the exam three times	Pending with PRC
5. The revision of the LET application form by the PRC to distinguish between test-takers who hold undergraduate degrees in teacher education vis-à-vis those who took teacher certification programs	PRC finds reasonable but no changes in the 2015 application

# Manifesto for Teacher Quality

1. CHED to strictly monitor and evaluate the performance of TEIs;
2. Professional Regulation Commission (PRC) to adopt, institute, and publish a comprehensive rating system based on the passing ratio and overall performance of students in the LET;
3. The release of previous LET questions by the Board of Professional Teachers ;
4. The implementation of a three-strike rule on LET takers by the PRC;
5. The revision of the LET application form by the PRC

# Signatories

1. Catholic Educational Association of the Philippines
2. Philippine Association of Colleges and Universities
3. Philippine Association of Private Schools, Colleges and Universities
4. Philippine
5. Association of State Universities and Colleges Association of Local Colleges and Universities
6. Philippine Normal University
7. University of Santo Tomas
8. Saint Louis University
9. University of the Philippines-Diliman
10. Bohol Island State University-Tagbilaran
11. University of Saint La Salle
12. University of Southeastern Philippines-Tagum-Mabini Campus
13. De La Salle University-Manila
14. Ateneo de Naga University
15. Ateneo de Zamboanga University
16. Ateneo de Davao University
17. Mariano Marcos State University-Laoag
18. West Visayas State University
19. Bicol University
20. Centro Escolar University-Manila
21. Silliman University